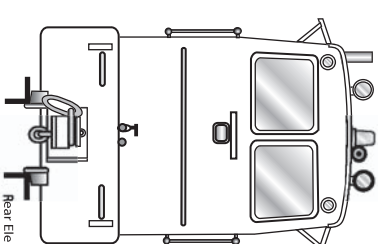
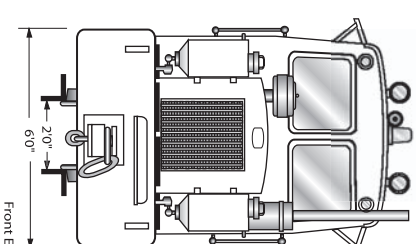
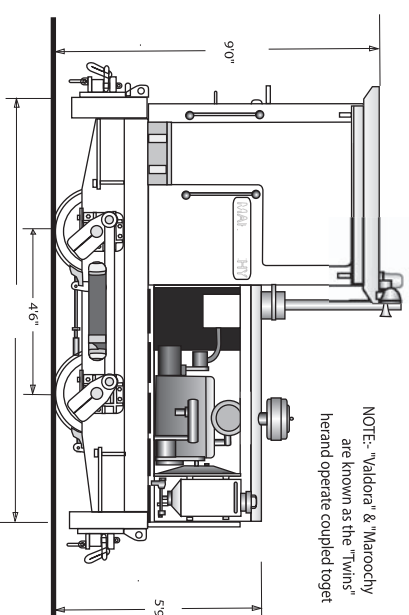


Left Side Ele



Rear Ele

NOTE:- "Valdora" & "Maroochy" are known as the "Twins" herand operate coupled toget



Front Ele

# MORETON SUGAR MILL (Nambour) Baldwin Diesel Locomotive "MAROOCHY"

Scale  $\frac{3}{16}$  inch = 1 foot 1 : 64

drawn by Jim Fainges 1997  
digitised Feb 2005